






CONVERTIBLE





-  AC092MCERA
-  AC122MCERA
-  AC162MCERA
-  AC182MCERA
-  AC242MCERA



YR-E17(S) YR-HD(O) YR-E16A(O)

- Flexible installation, on the floor or on the ceiling
- Ultra thin design, only 199mm thick
- Automatic horizontal and vertical swing
- Reserved fresh air inlet

CONVERTIBLE

-  AC282MFERA
-  AC302MFERA
-  AC382MFERA
-  AC482MFERA



YR-E17(S) YR-HD(O) YR-E16A(O)

- Flexible installation, on the floor or on the ceiling
- Automatic horizontal and vertical swing
- Reserved fresh air inlet
- Multiple direction for connection pipe setting
- Long-life and high efficiency air purify filter



Model/Indoor unit			AC092MCERA	AC122MCERA	AC162MCERA	AC182MCERA	AC242MCERA
Capacity	Cooling	kBtu/h	9.5	12.3	15.4	19.1	24.2
		kW	2.8	3.6	4.5	5.6	7.1
	Heating	Btu/h	10.9	13.6	17.1	21.5	27.3
		kW	3.2	4	5	6.3	8
Electrical Parameters	Power supply	Ph/V/Hz	1/220-230/50/60	1/220-230/50/60	1/220-230/50/60	1/220-230/50/60	1/220-230/50/60
	Air flow (H)	m ³ /h	800	800	800	800	800
Performance	Sound pressure level(H/M/L)	dB(A)	38/35/33	38/35/33	40/37/35	40/37/35	40/37/35
	Sound power level(H/M/L)	dB(A)	51/48/46	51/48/46	53/50/48	53/50/48	53/50/48
	External dimensions(W/D/H)	mm	990/655/199	990/655/199	990/655/199	990/655/199	990/655/199
Installation	Shipping dimensions(W/D/H)	mm	1160/730/280	1160/730/280	1160/730/280	1160/730/280	1160/730/280
	Net/Shipping weight	kg	28.3/34.3	28.3/36.4	28.3/36.4	28.3/36.4	28.3/36.4
	Refrigerant liquid pipe	mm	6.35	6.35	6.35	6.35	9.52
	Refrigerant gas pipe	mm	9.52	12.7	12.7	12.7	15.88
Controller	Wired (O-Optional/S-Standard)	/	YR-E16A(O)	YR-E16A(O)	YR-E16A(O)	YR-E16A(O)	YR-E16A(O)
		/	YR-E16(O)	YR-E16(O)	YR-E16(O)	YR-E16(O)	YR-E16(O)
	Infrared(O-Optional/S-Standard)	/	YR-E17(S)	YR-E17(S)	YR-E17(S)	YR-E17(S)	YR-E17(S)
			YR-HD(O)	YR-HD(O)	YR-HD(O)	YR-HD(O)	



Model/Indoor unit			AC282MFERA	AC302MFERA	AC382MFERA	AC482MFERA
Capacity	Cooling	kBtu/h	27.3	30.7	38.2	48
		kW	8	9	11.2	14
	Heating	Btu/h	30.7	34.1	42.6	55
		kW	9	10	12.5	16
Electrical Parameters	Power supply	Ph/V/Hz	1/220-230/50/60	1/220-230/50/60	1/220-230/50/60	1/220-230/50/60
	Air flow (H)	m ³ /h	2040	2040	2040	2040
Performance	Sound pressure level(H/M/L)	dB(A)	43/40/38	43/40/38	46/42/38	46/42/38
	Sound power level(H/M/L)	dB(A)	56/53/51	56/53/51	59/55/51	59/55/51
	External dimensions(W/D/H)	mm	1580/700/240	1580/700/240	1580/700/240	1580/700/240
Installation	Shipping dimensions(W/D/H)	mm	1720/800/330	1720/800/330	1720/800/330	1720/800/330
	Net/Shipping weight	kg	50/57	50/57	54/61	54/61
	Refrigerant liquid pipe	mm	9.52	9.52	9.52	9.52
	Refrigerant gas pipe	mm	15.88	15.88	15.88	15.88
Controller	Wired (O-Optional/S-Standard)	/	YR-E16A(O)	YR-E16A(O)	YR-E16A(O)	YR-E16A(O)
		/	YR-E16(O)	YR-E16(O)	YR-E16(O)	YR-E16(O)
	Infrared(O-Optional/S-Standard)	/	YR-E17(S)	YR-E17(S)	YR-E17(S)	YR-E17(S)
			YR-HD(O)	YR-HD(O)	YR-HD(O)	YR-HD(O)