





DUCT SLIM LOW ESP

-  AD072MSERA
-  AD092MSERA
-  AD122MSERA
-  AD162MSERA



- Super slim design, only 185mm
- Reserved fresh air inlet
- Built-in high head drain pump
- Friendly design of rear or bottom air return
- Quiet operation
- Static pressure 0/30Pa

DUCT SLIM LOW ESP

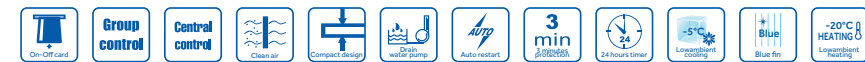
-  AD182MSERA



- Super slim design, only 185mm
- Reserved fresh air inlet
- Built-in high head drain pump
- Friendly design of rear or bottom air return
- Quiet operation
- Static pressure 0/30Pa



Model/Indoor unit		AD072MSERA	AD092MSERA	AD122MSERA	AD162MSERA
Capacity	Cooling	kBtu/h 7.5	9.5	12.3	15.3
	Heating	kW 2.2	2.8	3.6	4.5
Electrical Parameters	Power supply	Ph/V/Hz 1/220-230/50/60	1/220-230/50/60	1/220-230/50/60	1/220-230/50/60
	Air flow (H)	m³/h 480	480	550	600
Performance	Sound pressure level(H/M/L)	dB(A) 27/24/21	27/24/21	30/28/25	33/30/27
	Sound power level(H/M/L)	dB(A) 41/38/35	41/38/35	44/42/39	47/44/41
Installation	External dimensions(W/D/H)	mm 850/420/185	850/420/185	850/420/185	850/420/185
	Shipping dimensions(W/D/H)	mm 1045/540/270	1045/540/270	1045/540/270	1045/540/270
	Net/Shipping weight	kg 16.5/21.5	16.5/21.5	17.5/22.5	18.5/23.5
	Refrigerant liquid pipe	mm 6.35	6.35	6.35	6.35
	Refrigerant gas pipe	mm 9.52	9.52	12.7	12.7
Drain pump	Static pressure	Pa 0/30	0/30	0/30	0/30
Controller	S-standard	S	S	S	S
	Wired (O-Optional/S-Standard)	/	YR-E16A(O)	YR-E16A(O)	YR-E16A(O)
	Infrared(O-Optional/S-Standard)	/	YR-E16(O)	YR-E16(O)	YR-E16(O)
		/	YR-E17(S)	YR-E17(S)	YR-E17(S)



Model/Indoor unit		AD182MSERA	AD242MSERA
Capacity	Cooling	kBtu/h 19.1	24.2
	Heating	kW 5.6	7.1
Electrical Parameters	Power supply	Ph/V/Hz 1/220-230/50/60	1/220-230/50/60
	Air flow (H)	m³/h 800	930
Performance	Sound pressure level(H/M/L)	dB(A) 33/30/28	36/33/31
	Sound power level(H/M/L)	dB(A) 47/44/42	50/47/44
Installation	External dimensions(W/D/H)	mm 1170/420/185	1170/420/185
	Shipping dimensions(W/D/H)	mm 1365/540/270	1365/540/270
	Net/Shipping weight	kg 22.2/28.2	24/30
	Refrigerant liquid pipe	mm 6.35	9.52
	Refrigerant gas pipe	mm 12.7	15.88
Drain Pump	Static Pressure	Pa 0/30	0/30
Controller	S-standard	S	S
	Wired (O-Optional/S-Standard)	/	YR-E16A(O)
	Infrared(O-Optional/S-Standard)	/	YR-E16(O)
		/	YR-E17(S)