

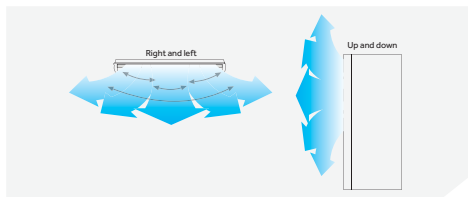


CABINET TYPE

Comfort

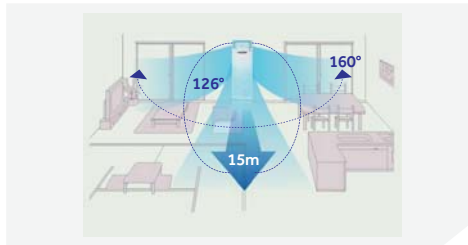
3D airflow

The cabinet type adopts two stepping motors to combines vertical and horizontal auto-swing to circulate cool/warm air to the every corner of the room.



Wide angle 160° air supply

Rounding 3-dimensional, 160 wide angle air sending, reach every corner of the room.



15m Long distance airflow

According to the requirement of office room and large parlor, 15m long distance.



Comfort

LCD display (60k)

Be displayed on the LCD screen, perfect design.



Rounding natural air, keeping away from "air conditioner symptom"

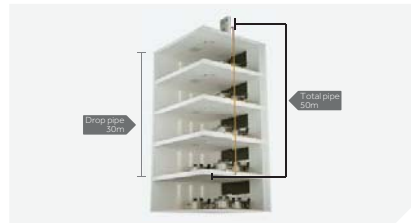
Apply innovative natural rounding air technology, simulating natural frequency spectrum, adjusting fan speed at random, three dimensions air scanning and natural air delivering, not blowing to human body, more convenient and comfort.



Easy Installation

Long pipe length & high height drop

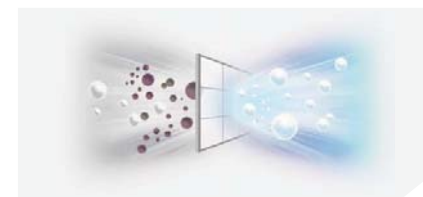
Long piping length (50m) & Large drop (30m), more flexible installation and design.



Health

High efficiency air purify filter

High efficiency air purify filter effectively prevents the smaller dust articles, insects and other materials.



Reliability

Reliable protection

The system has many protect functions to achieve reliable running:High-pressure protection;Low-pressure protection;Phase protection;Over-current protection.




Child lock

After you set this function, the working statuses can not be changed either by the remote controller or the touch screen, unless this setting is canceled.



CABINET TYPE



STANDARD FUNCTION



OPTIONAL FUNCTION



LCD display


Be displayed on the LCD screen, perfect design.

Strict reliability test

Exceeded 2000 hours reliability test continuously per model to ensure high product reliability.

Model	HPU-36CA03T3		
Capacity	Cooling	Btu/h	36000
		kW	10.5
	Heating	Btu/h	/
		kW	/
	Rated power input	kW	3.29/-
	Power supply	Ph/V/Hz	1/220-240/50
EER/COP	W/W	3.19/-	
Air volume (H/M/L)	m³/h	1600	
Noise level	Indoor	dB(A)	54
	Outdoor	dB(A)	60
Net dimensions	Indoor(W/D/H)	mm	530/340/1820
	Outdoor(W/D/H)	mm	1008/410/830
Shipping dimensions	Indoor(W/D/H)	mm	620/420/1920
	Outdoor(W/D/H)	mm	1130/490/930
Net weight	Indoor	kg	48.5/57.3
	Outdoor	kg	85/88.5
Piping connection	Gas	mm	19.05
	Liquid	mm	9.52
	Max pipe length	m	30
	Max drop	m	15
	Controller mode		YR-H005

CABINET TYPE



STANDARD FUNCTION



OPTIONAL FUNCTION



Different solutions for different purposes

In cooling & heating big capacity requirement environment, Haier supplies different solutions for different purpose.

Self-diagnostic function

Failure codes clearly display detailed information for quick understanding of failure areas.

Model			HPU-48CJ03	HPU-48HJ03	HPU-48CK03
Capacity	Cooling	Btu/h	46700	45700	48000
		kW	13.7	13.4	14.0
	Heating	Btu/h	/	49450+6820	/
		kW	/	14.5+2(electrical heater)	/
	Rated power input	kW	5.37/-	5.25/5.23	5.40/-
	Power supply	Ph/V/Hz	3/380-415/50	3/380-415/50	3/380-415/50
EER/COP	W/W	2.55/-	2.55/2.77	2.60/-	
Air volume (H/M/L)	m³/h	1560	1560	1560	
Noise level	Indoor	dB(A)	54	54	55
	Outdoor	dB(A)	62	62	59
Net dimensions	Indoor(W/D/H)	mm	530/340/1820	530/340/1820	530/340/1820
	Outdoor(W/D/H)	mm	1008/410/830	1008/410/830	960/340/1250
Shipping dimensions	Indoor(W/D/H)	mm	620/420/1920	620/420/1920	620/420/1920
	Outdoor(W/D/H)	mm	1130/490/930	1130/490/930	1095/410/1400
Net weight	Indoor	kg	50/59	52/61	50/59
	Outdoor	kg	91/93.8	93/103	100/103.3
Piping connection	Gas	mm	19.05	19.05	19.05
	Liquid	mm	9.52	9.52	9.52
	Max pipe length	m	30	30	50
	Max drop	m	15	15	30
	Controller mode		YR-H005	YR-H005	YR-H005

CABINET TYPE



CABINET TYPE



STANDARD FUNCTION



OPTIONAL FUNCTION



LCD display

Be displayed on the LCD screen, perfect design.

Long pipe length, high height drop

Long piping length (50m) & Large drop (30m), more flexible installation and design.

Wide angle 160° air sending

Rounding 3-dimensional, 160 wide angle air sending, reach every corner of the room.

Model			HPU-60CA03T3	HPU-60HV03
Capacity	Cooling	Btu/h	57000	53200
		kW	16.7	15.6
	Heating	Btu/h	/	55600
		kW	/	16.3
	Rated power input	kW	5.47/-	5.43/5.30
	Power supply	Ph/V/Hz	3/380-415/50	3/380-415/50
EER/COP	W/W	3.05/-	2.87/3.07	
Air volume (H/M/L)	m³/h	1700	1750	
Noise level	Indoor	dB(A)	55	55
	Outdoor	dB(A)	60	59
Net dimensions	Indoor(W/D/H)	mm	600/350/1850	600/350/1850
	Outdoor(W/D/H)	mm	960/340/1250	960/340/1250
Shipping dimensions	Indoor(W/D/H)	mm	691/425/1986	691/425/1986
	Outdoor(W/D/H)	mm	1095/415/1400	1095/415/1400
Net weight	Indoor	kg	59/66.4	62/65
	Outdoor	kg	107/112.9	101/114.2
Piping connection	Gas	mm	19.05	19.05
		Liquid	mm	12.7
	Max pipe length	m	50	50
		Max drop	m	30
	Controller mode		YR-H005	YR-H005

STANDARD FUNCTION



OPTIONAL FUNCTION



Double compressor design

Low interference to the electricity net.

Long pipe length, high height drop

Long piping length (50m) & Large drop (30m), more flexible installation and design.

Large air volume design

The air volume can reach to 4500m³/h

Model			HPU-96CT03	HPU-96HT03
Capacity	Cooling	Btu/h	93100	93100
		kW	27.3	27.3
	Heating	Btu/h	/	103400
		kW	/	30.3
	Rated power input	kW	10.54/-	10.54/11.34
	Power supply	Ph/V/Hz	3/380-415/50	3/380-415/50
EER/COP	W/W	2.59/-	2.59/2.67	
Air volume (H/M/L)	m³/h	4500	4500	
Noise level	Indoor	dB(A)	54	54/47/45
	Outdoor	dB(A)	64	64
Net dimensions	Indoor(W/D/H)	mm	1210/325/1850	1210/325/1850
	Outdoor(W/D/H)	mm	990/750/1808	990/750/1808
Shipping dimensions	Indoor(W/D/H)	mm	1350/550/2040	1350/550/2040
	Outdoor(W/D/H)	mm	1090/860/1990	1090/860/1990
Net weight	Indoor	kg	107/120	120/150
	Outdoor	kg	228/243	230/245
Piping connection	Gas	mm	19.05*2	19.05*2
		Liquid	mm	9.52*2
	Max pipe length	m	50	50
		Max drop	m	30
	Controller mode		YR-H005	YR-H005